
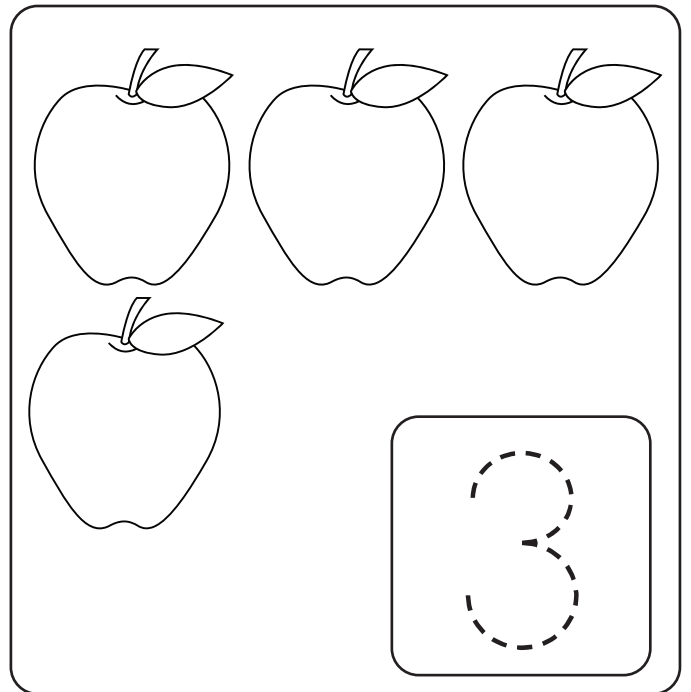


Name \_\_\_\_\_

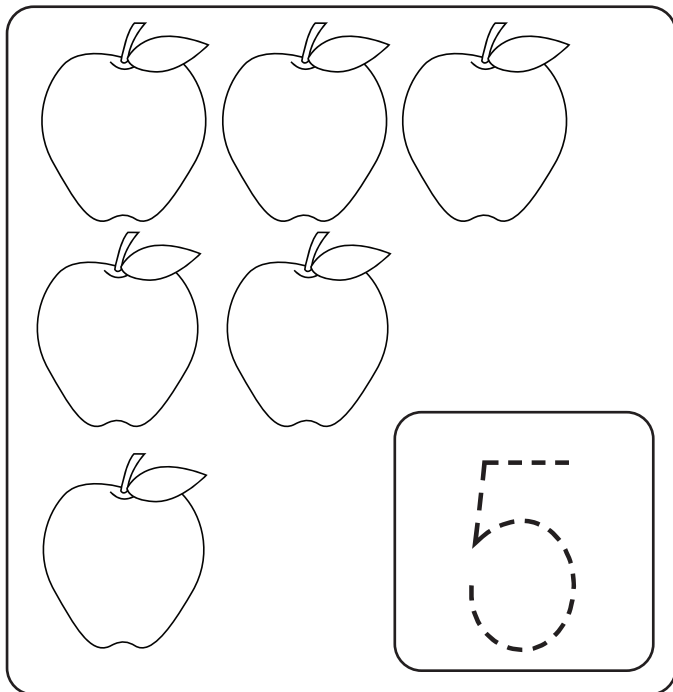
Trace the numbers. Color the same number of apples as the number you traced for each box.



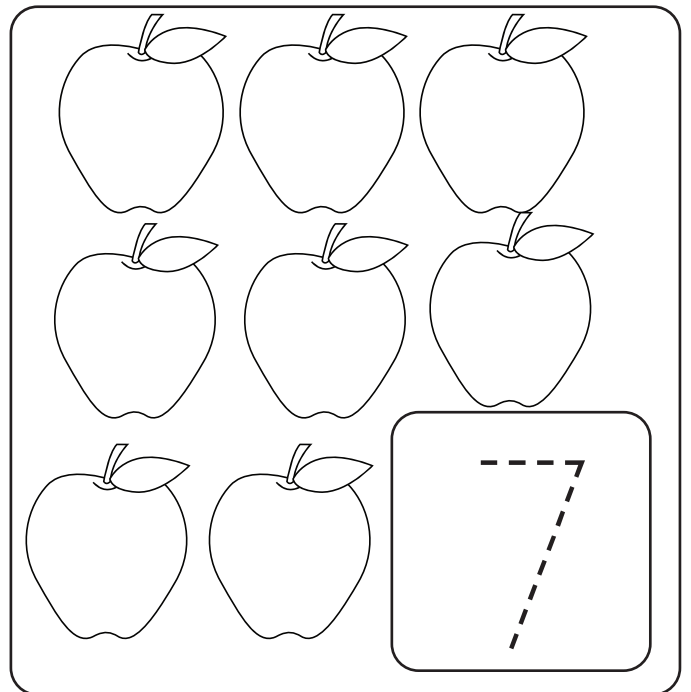
A rectangular box containing four outline drawings of apples. Three are in the top row and one is in the bottom left. In the bottom right corner, there is a rounded square containing a dashed number 2 with a small arrow indicating the starting point and direction of the stroke.



A rectangular box containing four outline drawings of apples. Three are in the top row and one is in the bottom left. In the bottom right corner, there is a rounded square containing a dashed number 3 with a small arrow indicating the starting point and direction of the stroke.



A rectangular box containing five outline drawings of apples. Three are in the top row, two are in the middle row, and one is in the bottom left. In the bottom right corner, there is a rounded square containing a dashed number 5 with a small arrow indicating the starting point and direction of the stroke.



A rectangular box containing eight outline drawings of apples. Three are in the top row, three are in the middle row, and two are in the bottom row. In the bottom right corner, there is a rounded square containing a dashed number 7 with a small arrow indicating the starting point and direction of the stroke.